

From the mind of George Lucas

STRANGE MAGIC

**Can you help Sunny get through
the Dark Forest and catch the
imp with the potion?**



PG
PARENTAL STRONG CAUTION
SOME MATERIAL MAY BE INAPPROPRIATE
FOR CHILDREN UNDER 10

Strange Magic © & TM 2014 Lucasfilm Ltd. All Rights Reserved.

On DVD and Digital HD MAY 19

From the mind of George Lucas
**STRANGE
MAGIC**

**Can you spot the seven differences
between these two images?**



ANSWERS: (1) Fireflies are missing. (2) Fern on right is missing. (3) Bottom-right Goblin is missing. (4) Middle Goblin facing other direction. (5) Ladybug missing spots. (6) Clover now has four leaves. (7) Back-left Goblin missing teeth.

PG
PARENTS STRONGLY CAUTIONED

Strange Magic © & TM/2014 Lucasfilm Ltd. All Rights Reserved.

On DVD and Digital HD MAY 19

From the mind of George Lucas

STRANGE MAGIC



Have an adult cut out the cards from all six pages. Fold each card on the indicated line and glue or tape the inside to make a two-sided card with the logo on one side and the character on the other. Place the cards character side down on a smooth surface and mix them up. Turn over two cards at a time to see if they match. If they don't, turn them face down again. Take turns turning over cards using your memory to recall where a matching card may be located. The person who matches the most pairs wins!



FOLD

STRANGE MAGIC



FOLD

STRANGE MAGIC

STRANGE MAGIC



FOLD

STRANGE MAGIC



FOLD



Strange Magic © & TM 2014 Lucasfilm Ltd. All Rights Reserved.

On DVD and Digital HD MAY 19

From the mind of George Lucas


STRANGE MAGIC



Have an adult cut out the cards from all six pages. Fold each card on the indicated line and glue or tape the inside to make a two-sided card with the logo on one side and the character on the other. Place the cards character side down on a smooth surface and mix them up. Turn over two cards at a time to see if they match. If they don't, turn them face down again. Take turns turning over cards using your memory to recall where a matching card may be located. The person who matches the most pairs wins!



STRANGE
MAGIC



STRANGE
MAGIC



Strange Magic © & TM 2014 Lucasfilm Ltd. All Rights Reserved.

On DVD and Digital HD MAY 19

From the mind of George Lucas

STRANGE MAGIC



Have an adult cut out the cards from all six pages. Fold each card on the indicated line and glue or tape the inside to make a two-sided card with the logo on one side and the character on the other. Place the cards character side down on a smooth surface and mix them up. Turn over two cards at a time to see if they match. If they don't, turn them face down again. Take turns turning over cards using your memory to recall where a matching card may be located. The person who matches the most pairs wins!



STRANGE MAGIC



STRANGE MAGIC



STRANGE MAGIC



Strange Magic © & TM 2014 Lucasfilm Ltd. All Rights Reserved.

On DVD and Digital HD MAY 19

From the mind of George Lucas

STRANGE MAGIC



Have an adult cut out the cards from all six pages. Fold each card on the indicated line and glue or tape the inside to make a two-sided card with the logo on one side and the character on the other. Place the cards character side down on a smooth surface and mix them up. Turn over two cards at a time to see if they match. If they don't, turn them face down again. Take turns turning over cards using your memory to recall where a matching card may be located. The person who matches the most pairs wins!



FOLD

STRANGE MAGIC

FOLD



STRANGE MAGIC

STRANGE MAGIC



STRANGE MAGIC

FOLD



Strange Magic © & TM 2014 Lucasfilm Ltd. All Rights Reserved.

On DVD and Digital HD MAY 19

From the mind of George Lucas

STRANGE MAGIC




Have an adult cut out the cards from all six pages. Fold each card on the indicated line and glue or tape the inside to make a two-sided card with the logo on one side and the character on the other. Place the cards character side down on a smooth surface and mix them up. Turn over two cards at a time to see if they match. If they don't, turn them face down again. Take turns turning over cards using your memory to recall where a matching card may be located. The person who matches the most pairs wins!



STRANGE MAGIC



STRANGE MAGIC



Strange Magic © & TM 2014 Lucasfilm Ltd. All Rights Reserved.

On DVD and Digital HD MAY 19

From the mind of George Lucas


STRANGE MAGIC



Have an adult cut out the cards from all six pages. Fold each card on the indicated line and glue or tape the inside to make a two-sided card with the logo on one side and the character on the other. Place the cards character side down on a smooth surface and mix them up. Turn over two cards at a time to see if they match. If they don't, turn them face down again. Take turns turning over cards using your memory to recall where a matching card may be located. The person who matches the most pairs wins!



STRANGE
MAGIC



STRANGE
MAGIC



Strange Magic © & TM 2014 Lucasfilm Ltd. All Rights Reserved.

On DVD and Digital HD MAY 19