


Disney · PIXAR

INSIDE OUT



On Digital HD and Disney Movies Anywhere Oct. 13. On Blu-ray™ Nov. 3.

Permission is hereby granted to video dealers to reproduce this activity sheet for promotional purposes ONLY on condition that it is accompanied by "© 2015 Disney/Pixar. All rights reserved."

© 2015 Disney/Pixar

memory cards

HOW TO PLAY!

Try this memory game for **2 players**. You play with 2 decks: one **yellow** and one **blue**.

Each player chooses a deck, shuffles it and places it facedown on the table.

The youngest player starts the game.

During the **first turn**, the first player draws a card from the deck (for example, Anger), calls it out loud, and then hands it to the opponent, who keeps it covered in his/her hands.

The other player does the same.

From the **second turn and on**, players take turns drawing cards from their decks, **calling them** out loud and handing them to the other player.

But before completing their turn, they must **name each card** already handed to the opponent.

The opponent will **discard** all the cards that weren't named. After all cards have been drawn from both decks, the winner is the player who has lost **the fewest cards** (the ones **discarded** by the opponent).



Disney PIXAR
**INSIDE
OUT**

ON DIGITAL HD & Disney Movies Anywhere OCTOBER 13
ON BLU-RAY™ NOVEMBER 3

FOR MORE FUN VISIT
WWW.DISNEYSTORIES.COM





INSTRUCTIONS

Cut out the 24 cards along the dotted lines. Then, divide them into two decks: **YELLOW** and **BLUE**.

FOR MORE FUN VISIT
WWW.DISNEYSTORIES.COM





Emotions & Feelings

Draw a line from each feeling on the left to the corresponding Emotion on the right.

1. Furious

2. Happy

3. Grossed Out

4. Forlorn

5. Scared

6. Glum

7. Mad

8. Jolly

9. Unhappy

10. Afraid



11. Livid

12. Revolted

13. Cheerful

14. Nervous

15. Repulsed



ANSWER: 1C, 2A, 3B, 4E, 5D, 6E, 7C, 8A, 9E, 10D, 11C, 12B, 13A, 14D, 15B

Disney PIXAR
**INSIDE
OUT**

**GET IT NOW ON DIGITAL HD
AND BRING IT HOME ON BLU-RAY™ NOVEMBER 3**



Bing Bong's Alphabet Mix-Up

Riley's old imaginary friend Bing Bong is part elephant, part cat, and part dolphin. He's also made out of something fluffy and sweet.

To find out what Bing Bong is made of, replace each letter below with the letter that comes before it in the alphabet.

D P U U P O

D B O E Z





























Disney PIXAR
**INSIDE
OUT**

**NOW AVAILABLE ON BLU-RAY™,
DIGITAL HD & Disney Movies Anywhere**



Moving Blues

When Riley is eleven, she has to move to a new city with her family.
Use the code below to find out the name of Riley's new hometown!

A 	B 	C 	D 	E 	F 	G 	H 	I 	J 
K 	L 	M 	N 	O 	P 	Q 	R 	S 	T 
		U 	V 	W 	X 	Y 	Z 		



Disney PIXAR
**INSIDE
OUT**

**GET IT NOW ON DIGITAL HD & Disney Movies Anywhere
AND BRING IT HOME ON BLU-RAY™ NOVEMBER 3**

FOR MORE FUN VISIT
WWW.DISNEYSTORIES.COM

